WAVE50 · PANDEMIC MONITOR · IN BRIEF

Wave50

Facts, not fear. Know early. Stay calm. Follow official advice.

A free, automatic early-warning monitor of infectious outbreaks worldwide. It reads thousands of news and official reports every day, merges them into stories, checks who confirmed each one and shows where an outbreak is heating up — on one screen, in your language.



5,000+
headlines read per day, 6 source languages

4 h
automatic update, no human in the loop

0–50
experimental Wave50 scale per country and world

$0
free, no accounts, no ads, open data

Open the site directly at any section

ℹ️ Info · Methodology · History · Sources · Organizations · 📄 Daily reports · 🏗️ Dev plan · ⚖ Disclaimer · About us

HOW IT WORKS

From open sources to the reader in four steps

1 · Collect

Google News in EN, RU, FR, ES, PT, ZH; WHO Disease Outbreak News; FluNet, ECDC ERVISS, CDC wastewater, UKHSA; Global.health, Our World in Data.

2 · Check

Real article date, disease and countries recognised; old and repeated stories removed; 3 or 168 articles about one event become one story.

3 · Classify

Who confirmed it: WHO, a ministry of health, or media only. “Not confirmed” stays in its own folder.

4 · Publish

Score recalculated for every disease and country; site, daily PDF report and archive updated.

WHAT YOU SEE ON SCREEN

PART	WHAT IT GIVES
Outbreaks by country	Live counters, then four folders: growing · not confirmed · constant risks · completed (10 years).
Globe	Level colours, deaths, pulse for growth, history of past waves (2 years to 500+).
Outbreak card	Chronology, trend, season, WHO status, sources for every medical claim, case lists (Global.health, OWID).
News	From all over the globe, 12 h to 1 year, growth vs previous period, duplicates merged, translated.
Transport arteries	Direct flights from the country as dashed lines; airlines per destination; land neighbours.
Ask Wave50 AI	Answers in your language from Wave50 data and 150 prepared answers; labelled as AI, not medical advice.
Chat	General room, rooms per outbreak and per country; rules and moderation.
Daily PDF report	8 pages in English for every UTC day: situation, diseases, countries, sources, levels.
Video wall	Six live news channels, muted, one click to enlarge.

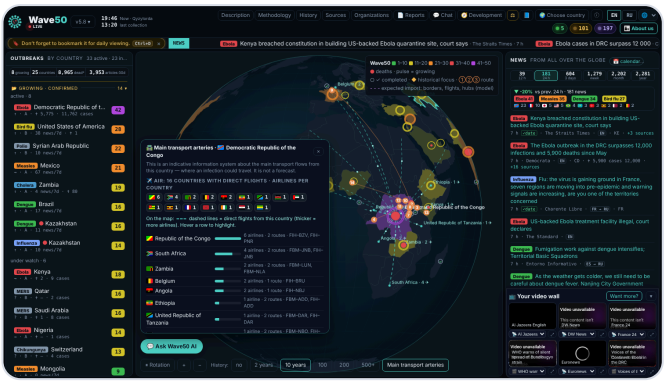

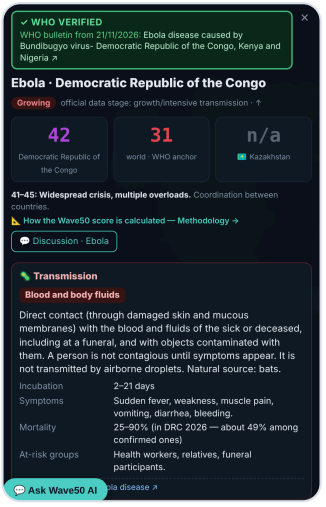



Every number links to its source. WHO-verified events get a green banner; media-only reports are marked as not confirmed.

METHODOLOGY · OPEN ON THE SITE · FULL PDF

Why an experimental scale next to the official WHO tools

OFFICIAL TOOL	WHAT IT GIVES
PHEIC · IHR (2005)	Yes / no emergency of international concern
Pandemic emergency (IHR, from 19.09.2025)	Yes / no, highest alert
WHO grading 1–3	How much WHO must respond — not how dangerous the disease is
PISA 2024	Transmissibility, seriousness, impact; built for influenza
QIRA / MS-RRA	Expert assessment per event, published with delay

Same label, very different outcomes. H1N1 2009 (18,449 confirmed deaths), Ebola 2014–16 (11,325) and COVID-19 (≈1.9 million reported in 2020; 14.9 million excess deaths 2020–21, WHO) all received the same PHEIC label.

The label is binary and comes late; deaths arrive last and are undercounted. Wave50 adds an open, continuous 0–50 reading of **how fast, how widely and how dangerously** an outbreak develops now.

Five components: T transmissibility · S severity · G geography · H health system · V vulnerability — anchored to WHO PISA, CDC PSAF, IHR Annex 2, ECDC and INFORM. WHO statuses act as anchors (PHEIC → world ≥ 31).

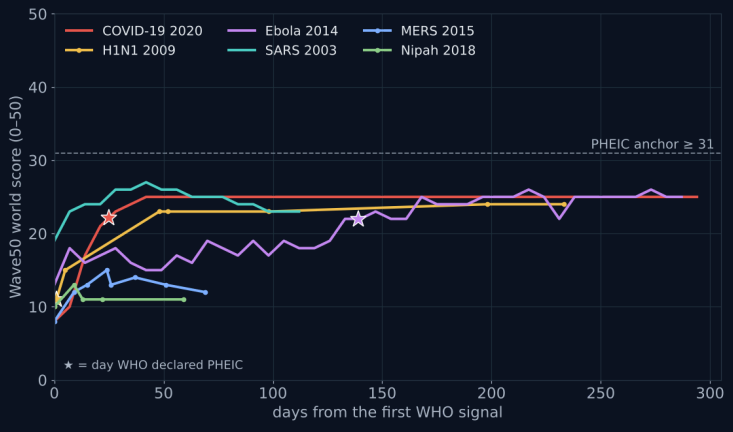

OUTBREAK	WHO	DEATHS	PEAK
COVID-19 2020	PHEIC	1.9 M	25
SARS 2003	pre-IHR	774	27
Ebola 2014	PHEIC	11,325	26
H1N1 2009	PHEIC	18,449	24
MERS 2015	none	38	15
Nipah 2018	none	17	13

Works: COVID-19 reached 21 on 26.01.2020, four days before PHEIC; contained MERS and Nipah stayed low.

Not yet: the current formula saturates near 25–27. A fuller version is under review by epidemiologists.

Wave50 is an experimental, unofficial scale. WHO and national assessments always take priority.

SOURCES · ALL SOURCES ON THE SITE

Official portals Wave50 reads

→ WHO Disease Outbreak News www.who.int
→ ECDC weekly threats www.ecdc.europa.eu
→ CDC outbreaks www.cdc.gov
→ PAHO alerts www.paho.org
→ Global.health global.health
→ WHO FluNet www.who.int
→ ECDC ERVISS erviss.org
→ Africa CDC africacdc.org
→ UKHSA www.gov.uk
→ Our World in Data ourworldindata.org

DEVELOPMENT · VOTE ON THE SITE

Top-10 plans

01 Every country in detail — regions, national reports, emergency numbers

02 Travel routes — flights, border crossings, sea ports

03 Faster, wider data — 15-minute updates, more sources

04 "What to do now" — for your country, in one minute

05 Emergency playbook — first-day measures to adapt

06 Family safety guides — kit, home quarantine, masks

07 Knowledge base — articles and replays of past pandemics

08 Alerts and mobile app — e-mail, Telegram, push

09 More languages, open API — reports in RU, ES, FR, AR, ZH

10 Experts and discussion — epidemiologist review, moderated rooms

DAILY REPORTS · ALL REPORTS

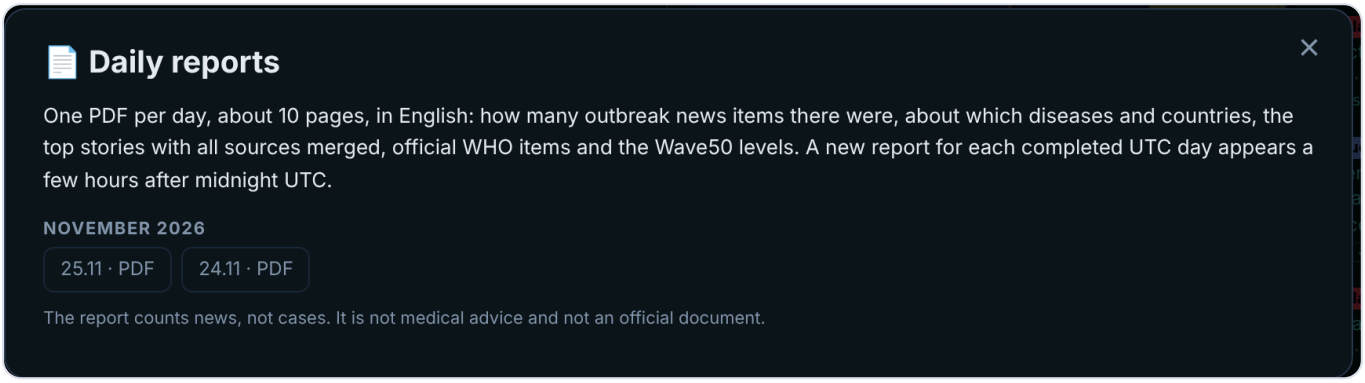

Partnerships, testing, errors and sources

wave50ai.org@gmail.com

wave50.org

For citizens of the whole world

Wave50 is an open information resource, not a medical, legal or official service. Always follow WHO and your ministry of health. Read the disclaimer.